



WOOD DOORS  
EXTERIOR & INTERIOR

NORTHWEST STYLE EXTERIOR BEAUTYSHOT

TABLE OF CONTENTS

Exterior Door Collection ..... 4

Interior Door Collection..... 12

Fire-Rated Door Collection..... 22

Barn Door Collection..... 24

CS Cavity Slider™ ..... 26

Care & Finishing and Warranty..... 28



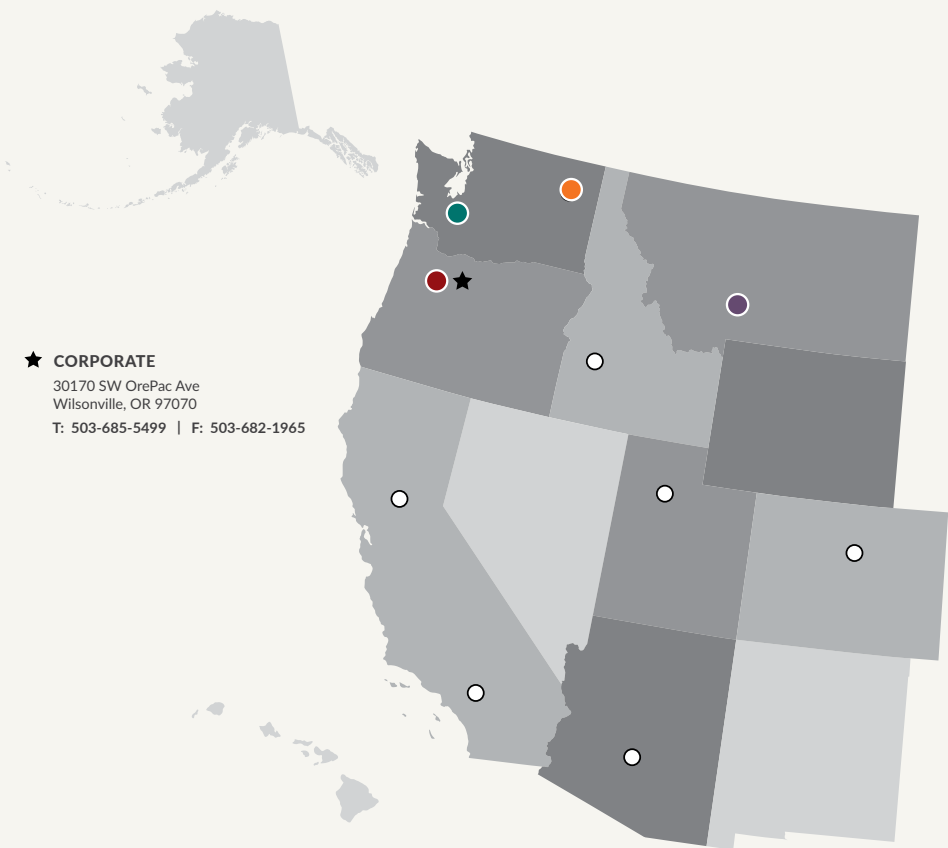
NORTHWEST REGION CONTACTS

**OrePac Bozeman**  
2267 Amsterdam Rd  
Belgrade, MT 59714  
T: 406-388-3383

**OrePac Spokane**  
15120 East Euclid  
Spokane, WA 99216  
T: 509-892-5555

**OrePac Tacoma**  
9213 51st Ave SW  
Tacoma, WA 98499  
T: 253-582-9500

**OrePac Wilsonville**  
30160 SW Ore Pac Avenue  
Wilsonville, OR 97070  
T: 503-682-5050





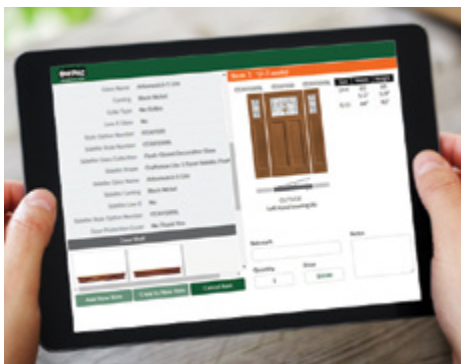
## OUR HISTORY

OrePac is a family-owned and operated business, founded by the Hart family in 1977. Through strong leadership and a commitment to success, the company has grown into one of the premier distributors in the building industry.

Trust, integrity, and a dedication to excellence are the values most important to OrePac. That commitment can be found in the services we offer, the quality of the products we provide, and the way we treat our employees and customers. This dedication to our markets has enabled us to make a positive impact on the shelter industry and the communities we serve.



## SMART SOLUTIONS FOR EVERY DOORWAY AND DESIGN




### EASY ONLINE ORDERING WITH OREPAC MARKETPLACE

At OrePac, our goal is to Make Complicated Simple™. That's why we've created an industry-leading configurator to simplify the door ordering process for our dealers. Talk to your OrePac Sales Representative to find out more about this easy and time-saving tool.



### TURN YOUR DOOR INTO A VERSATILE POCKET DOOR

The CS Cavity Slider™ is a practical solution for those areas where there is not enough space for a swinging door. In addition to its space saving attributes in restrooms, hallways and laundries, it can be used with confidence for architectural feature openings around your project.






### COMPLETE THE LOOK WITH BUILDERS CHOICE MOULDING

We are proud to offer a wide selection of moulding and millwork to complete your home project. Whether you're building a new home, remodeling, or simply updating a room, Builders Choice offers millwork for all professional and DIY applications. Browse our moulding and millwork catalogs to find moulding in architectural profiles and wood species that complement any style of home.

# EXTERIOR DOOR COLLECTION

NORTHWEST STYLE EXTERIOR BEAUTYSHOT

#### ATTRIBUTE KEY:

-  Ovolo Sticking
-  Square Sticking
-  Low-E Glass

#### OPTIONS KEY:

- 6'** 6'8" standard
- 7'** Available in 7'
- 8'** Available in 8'
- SE** Available with Satin Etch Glass


#### STOCK KEY:

- BZ** - Bozeman MT
- SP** - Spokane WA
- TA** - Tacoma WA
- WI** - Wilsonville OR

**Note:** For doors stocked regionally but not at your local OrePac branch, please contact your sales representative for up-to-date lead time information.

\*Factory-applied film protects glass on both side during finishing—no taping required.

## CRAFTSMAN | FIR



**4612 | Flat**

BZ:  
SP:  
TA:  
WI:



**4632 | Flat**

BZ:  
SP: **6'**   
TA:  
WI: **6'** 



**4662\* | Raised**

BZ:  
SP: **6'**   
TA:  
WI: **6'** 




**4621 | Raised**

BZ:  
SP:  
TA:  
WI: **6'** 



**4633 | Flat**

BZ:  
SP: **6'**   
TA:  
WI:



**4663 | Flat**

BZ:  
SP: **6'**   
TA:  
WI:



**4662 | Flat**

BZ:  
SP:  
TA: **6'**   
WI:



**4032G | Satin Etch**

BZ:  
SP:  
TA:  
WI:

#### Dentil Shelves

(Available in all species)



Small Block



Large Block

CONTEMPORARY | FIR



4077G | Satin Etch  
BZ:  
SP:  
TA:  
WI:






4055G | Clear  
BZ:  
SP: 6' 11" \*  
TA:  
WI:



## FRENCH | FIR

### ATTRIBUTE KEY:

-  Ovolo Sticking
-  Square Sticking
-  Low-E Glass

### OPTIONS KEY:

- 6'** 6'8" standard
- 7'** Available in 7'
- 8'** Available in 8'
- SE** Available with Satin Etch Glass

### STOCK KEY:

- BZ** - Bozeman MT
- SP** - Spokane WA
- TA** - Tacoma WA
- WI** - Wilsonville OR



**4501 | Clear**

BZ:  
SP: **6'**    
TA:  
WI: **6'** 



**4501 | Satin Etch**

BZ:  
SP:  
TA:  
WI:



**4510**

BZ:  
SP:  
TA:  
WI:



**4624 | Raised**

BZ:  
SP:  
TA:  
WI:

**Note:** For doors stocked regionally but not at your local OrePac branch, please contact your sales representative for up-to-date lead time information.

\*Factory-applied film protects glass on both side during finishing—no taping required.

COUNTRY SASH | FIR



4182 | Flat  
BZ:  
SP:  
TA:  
WI:



4108 | Flat  
BZ:  
SP:  
TA:  
WI:



4621 | Raised  
BZ:  
SP:  
TA:  
WI:




4144 | Raised  
BZ:  
SP: 6' 6" ▴  
TA: 6' 6" ▴  
WI: 6' 6" ▴



4944 | Raised  
BZ:  
SP: 6' 6" ▴  
TA:  
WI:



4482 | Flat  
BZ:  
SP:  
TA:  
WI:






4982V | Raised  
BZ:  
SP:  
TA:  
WI:

Rustic Charm

Country Sash doors in Fir blend clean lines with natural warmth, making them a versatile choice for both classic and contemporary spaces. With warm wood tones and sturdy build, they're perfect for adding personality and reliability to your home's exterior.



#### ATTRIBUTE KEY:

-  Ovolo Sticking
-  Square Sticking
-  Low-E Glass


#### OPTIONS KEY:

- 6'** 6'8" standard
- 7'** Available in 7'
- 8'** Available in 8'
- SE** Available with Satin Etch Glass

#### STOCK KEY:

- BZ** - Bozeman MT
- SP** - Spokane WA
- TA** - Tacoma WA
- WI** - Wilsonville OR

## PRAIRIE MISSION | FIR



**4082 | Flat**

**BZ:**  
**SP:**  
**TA:**  
**WI:**



**4020 | Flat**

**BZ:**  
**SP:**  
**TA:**  
**WI:**



**4055 | Flat**

**BZ:**  
**SP:**  
**TA:**  
**WI:**

**Note:** For doors stocked regionally but not at your local OrePac branch, please contact your sales representative for up-to-date lead time information.

\*Factory-applied film protects glass on both side during finishing—no taping required.

**6' 7' 8' \* SE**

## Long Lasting Strength.

Classic craftsmanship meets dependable construction in every Builders Choice exterior door. Whether you're restoring a historic home or building new, these doors deliver timeless style with the strength to last.

### TRADITIONAL | FIR






**4130 | Raised**  
BZ:  
SP:  
TA:  
WI:



**4134 | Raised**  
BZ:  
SP:  
TA:  
WI:

#### ATTRIBUTE KEY:

-  Ovolo Sticking
-  Square Sticking
-  Low-E Glass

#### OPTIONS KEY:

- 6'** 6'8" standard
- 7'** Available in 7'
- 8'** Available in 8'
- SE** Available with Satin Etch Glass

#### STOCK KEY:

- BZ** - Bozeman MT
- SP** - Spokane WA
- TA** - Tacoma WA
- WI** - Wilsonville OR

**Note:** For doors stocked regionally but not at your local OrePac branch, please contact your sales representative for up-to-date lead time information.

\*Factory-applied film protects glass on both side during finishing—no taping required.


**6' 7' 8' \* SE**

## TRADITIONAL | KNOTTY ALDER



**4082 | Raised**

**BZ:**  
**SP:** 6' 8'   
**TA:**  
**WI:** 8' 



**4082V | Raised**

**BZ:**  
**SP:** 6' 8'   
**TA:**  
**WI:**




**4082 | Flat**

**BZ:**  
**SP:** 6'   
**TA:**  
**WI:**



**4662SL | Flat | Bevel Glass**

**BZ:**  
**SP:** 6'   
**TA:**  
**WI:**



**4033 | Flat**

**BZ:**  
**SP:** 6'   
**TA:**  
**WI:**



**4701SL**


**BZ:**  
**SP:** 6' \*    
**TA:**  
**WI:**

## CRAFTSMAN | KNOTTY ALDER



**4662 | Raised**


**BZ:**  
**SP:** 6'  \*  
**TA:**  
**WI:** 8' \* 



**4662 | Flat | Bevel Glass**

**BZ:**  
**SP:** 6'   
**TA:**  
**WI:** 6' 8' 

#### Optional Accessories



Speakeasy Kit  
Round Clavos Nails

#### Dentil Shelves

(Available in all species)




Small Block




Large Block

TRADITIONAL | ARCH TOP | KNOTTY ALDER



4082A | Raised  
BZ:  
SP: 6' 8"   
TA:  
WI:



4082VA | Raised  
BZ:  
SP: 6'   
TA:  
WI:

Optional Accessories



Speakeasy Kit  
Round Clavos Nails



COUNTRY SASH | KNOTTY ALDER






4182  
BZ:  
SP: 6' \*   
TA:  
WI:



4702SL | Raised  
BZ:  
SP: 6' \*   
TA:  
WI:

#### ATTRIBUTE KEY:

-  Ovolo Sticking
-  Square Sticking
-  Low-E Glass

#### OPTIONS KEY:

- 6'** 6'8" standard
- 7'** Available in 7'
- 8'** Available in 8'
- 5E** Available with Satin Etch Glass

#### STOCK KEY:

- BZ** - Bozeman MT
- SP** - Spokane WA
- TA** - Tacoma WA
- WI** - Wilsonville OR

## FRENCH | KNOTTY ALDER





**4501**

**BZ:**  
**SP:** **6'**    
**TA:**  
**WI:**



**4501**

**BZ:**  
**SP:** **6'**    
**TA:**  
**WI:**

**Note:** For doors stocked regionally but not at your local OrePac branch, please contact your sales representative for up-to-date lead time information.




\*Factory-applied film protects glass on both side during finishing—no taping required.

**6' 7' 8' \* 5E  **

# INTERIOR DOOR COLLECTION

INTERIOR BEAUTYSHOT

**ATTRIBUTE KEY:**

-  Ovolo Sticking
-  Square Sticking
-  Low-E Glass

**OPTIONS KEY:**

-  6' standard
-  Available in 7'
-  Available in 8'
-  Available with Satin Etch Glass

**STOCK KEY:**

- BZ - Bozeman MT
- SP - Spokane WA
- TA - Tacoma WA
- WI - Wilsonville OR

**Note:** For doors stocked regionally but not at your local OrePac branch, please contact your sales representative for up-to-date lead time information.

\*Not stocked in all widths




**TRADITIONAL | KNOTTY ALDER****33 | Flat**


BZ:    
 SP:    
 TA:    
 WI:  

**82 | Flat**

BZ:    
 SP:    
 TA:    
 WI:  

**82 | Raised**


BZ:    
 SP:    
 TA:    
 WI:  

**82V | Raised**

BZ:    
 SP:    
 TA:    
 WI:  


**55 | Flat**

BZ:    
 SP:    
 TA:    
 WI:  

**30 | Flat**




BZ:    
 SP:    
 TA:    
 WI:  








82A | Raised  
BZ:  
SP: 6"   
TA:  
WI:



82VA | Raised  
BZ:  
SP: 6"   
TA: 6"   
WI: 6" 



#### ATTRIBUTE KEY:

-  Ovolo Sticking
-  Square Sticking
-  Low-E Glass

#### OPTIONS KEY:

- 6'** 6'8" standard
- 7'** Available in 7'
- 8'** Available in 8'
- SE** Available with Satin Etch Glass


#### STOCK KEY:

- BZ** - Bozeman MT
- SP** - Spokane WA
- TA** - Tacoma WA
- WI** - Wilsonville OR

**Note:** For doors stocked regionally but not at your local OrePac branch, please contact your sales representative for up-to-date lead time information.

\*Not stocked in all widths

## TRADITIONAL | KNOTTY ALDER | BIFOLD



**30BF | Flat Bifold**

BZ:  
SP: **6'**   
TA:  
WI:



**55BF | Flat Bifold**

BZ:  
SP: **6'**   
TA:  
WI:



**33BF | Flat Bifold**


BZ:  
SP: **6'**   
TA:  
WI: **6'** 



**82BF | Flat Bifold**


BZ:  
SP: **6'**    
TA:  
WI: **6'** 

## TRADITIONAL | KNOTTY ALDER | ARCH TOP BIFOLD



**82ABF | Arch Bifold**

BZ:  
SP: **6'**   
TA:  
WI: **6'** 



**82VABF | Arch V-Groove**

BZ:  
SP: **6'**   
TA:  
WI:

**6' 7' 8' \* SE  **

FRENCH | KNOTTY ALDER



1501 | Clear  
BZ:  
SP: 6' 11" 1/2"  
TA:  
WI:






1510 | Clear  
BZ:  
SP: 6' 11" 1/2"  
TA:  
WI:

The Finishing Touch

Interior doors help set the tone for your entire home, shaping both its style and atmosphere. Whether you favor modern, clean lines or the inviting warmth of traditional designs, Builders Choice offers a variety of versatile door styles to match your vision. With options designed to fit your taste and budget, you can create a cohesive, welcoming look throughout your space.

#### ATTRIBUTE KEY:

-  Ovolo Sticking
-  Square Sticking
-  Low-E Glass

#### OPTIONS KEY:

- 6"** 6'8" standard
- 7"** Available in 7'
- 8"** Available in 8'
- 5E** Available with  
Satin Etch Glass

#### STOCK KEY:


- BZ** - Bozeman MT
- SP** - Spokane WA
- TA** - Tacoma WA
- WI** - Wilsonville OR

**Note:** For doors stocked regionally but not at your local OrePac branch, please contact your sales representative for up-to-date lead time information.


\*Not stocked in all widths

6" 7" 8" \* 5E  

TRADITIONAL | FIR




20 | Flat  
BZ:  
SP: 6' ▴  
TA: 6' ▴  
WI: 6' ▴



82 | Flat  
BZ:  
SP: 6' ▴  
TA: 6' ▴  
WI: 6' ▴



55 | Flat  
BZ:  
SP: 6' ▴  
TA:  
WI: 6' ▴



33 | Flat  
BZ:  
SP: 6' ▴  
TA:  
WI: 6' ▴



66 | Raised  
BZ:  
SP: 6' ▴  
TA: 6' ▴  
WI: 6' ▴



82A | Raised  
BZ:  
SP: 6' ▴  
TA:  
WI:



44 | Raised  
BZ:  
SP: 6' ▴  
TA:  
WI: 6' ▴

TRADITIONAL | FIR | BIFOLD



66BF | Raised  
BZ:  
SP: 6' ▴  
TA:  
WI:






82BF | Flat  
BZ:  
SP: 6' ▴  
TA:  
WI:



33BF | Flat  
BZ:  
SP: 6' ▴  
TA:  
WI:

#### ATTRIBUTE KEY:

-  Ovolo Sticking
-  Square Sticking
-  Low-E Glass

#### OPTIONS KEY:

-  6' standard
-  Available in 7'
-  Available in 8'
-  Available with Satin Etch Glass

#### STOCK KEY:

- BZ - Bozeman MT
- SP - Spokane WA
- TA - Tacoma WA
- WI - Wilsonville OR

## FRENCH | FIR



**1501**

BZ:  
SP:  
TA:  
WI:



**1510**

BZ:  
SP:    
TA:  
WI:  

**Note:** For doors stocked regionally but not at your local OrePac branch, please contact your sales representative for up-to-date lead time information.


6' 7' 8' \* SE  

## TRADITIONAL | HEMLOCK



**82 | Flat**

BZ:  
SP: 6' 11" \*  
TA:  
WI:



**33 | Flat**

BZ:  
SP: 6' 11" \*  
TA:  
WI:



**66 | Raised**

BZ:  
SP: 6' 11" \*  
TA:  
WI:

## TRADITIONAL | CLEAR PINE




**44 | Raised**

BZ:  
SP: 6' 11" \*  
TA:  
WI: 6' 11" \*



**66 | Raised**

BZ:  
SP: 6' 11" \*  
TA: 6' 11" \*  
WI: 6' 11" \*



**1510 | Clear**

BZ:  
SP:  
TA:  
WI: 6' 11" \*




## TRADITIONAL | CLEAR PINE | BIFOLD



**82BF | Raised**

BZ:  
SP: 6' 11" \*  
TA:  
WI:

**ATTRIBUTE KEY:**

-  Ovolo Sticking
-  Square Sticking
-  Low-E Glass

**OPTIONS KEY:**

- 6'** 6'8" standard
- 7'** Available in 7'
- 8'** Available in 8'
- SE** Available with Satin Etch Glass

**STOCK KEY:**

- BZ** - Bozeman MT
- SP** - Spokane WA
- TA** - Tacoma WA
- WI** - Wilsonville OR

**Note:** For doors stocked regionally but not at your local OrePac branch, please contact your sales representative for up-to-date lead time information.

\*Not available in all widths

**TRADITIONAL | KNOTTY PINE****44 | Raised**


BZ:   
 SP:   
 TA:   
 WI: 

**66 | Raised**

BZ:   
 SP:   
 TA:   
 WI: 

**82V | V-Groove**

BZ:   
 SP:   
 TA:   
 WI: 

**82VA | Arched V-Groove**

BZ:   
 SP:   
 TA:   
 WI: 

**TRADITIONAL | KNOTTY PINE | BIFOLD****66BF | Raised**

BZ:   
 SP:   
 TA:   
 WI: 

**82VBF | V-Groove**

BZ:   
 SP:   
 TA:   
 WI: 

**82VABF | V-Groove**


BZ:   
 SP:   
 TA:   
 WI: 

**Everyday Living**


The natural beauty of real wood brings authenticity and warmth to any space. Builders Choice traditional doors in Fir, Knotty Alder and Knotty Pine deliver both charm and performance.



20 | Flat  
BZ:  
SP: 6' 8" 1/2  
TA: 6' 8" 1/2  
WI: 6' 8" 1/2




82 | Flat  
BZ:  
SP: 6' 8" 1/2  
TA: 6' 8" 1/2  
WI: 6' 8" 1/2



30 | Flat  
BZ:  
SP: 6' 8" 1/2  
TA: 6' 8" 1/2  
WI: 6' 8" 1/2






33 | Flat  
BZ:  
SP: 6' 8" 1/2  
TA: 6' 8" 1/2  
WI: 6' 8" 1/2



55 | Flat  
BZ:  
SP: 6' 8" 1/2  
TA: 6' 8" 1/2  
WI: 6' 8" 1/2



#### ATTRIBUTE KEY:

-  Ovolo Sticking
-  Square Sticking
-  Low-E Glass

#### OPTIONS KEY:


-  6'8" standard
-  Available in 7'
-  Available in 8'
-  Available with Satin Etch Glass

#### STOCK KEY:


- BZ** - Bozeman MT
- SP** - Spokane WA
- TA** - Tacoma WA
- WI** - Wilsonville OR

**Note:** For doors stocked regionally but not at your local OrePac branch, please contact your sales representative for up-to-date lead time information.

## TRADITIONAL | PRIMED



**82 | Raised**  
BZ:  
SP:   
TA:  
WI:



**30 | Flat**  
BZ:  
SP:   
TA:  
WI:




## TRADITIONAL | PRIMED

**82A | Raised**  
BZ:  
SP:  
TA:  
WI:






**82VA | V-Groove**  
 BZ:  
 SP:  
 TA:  
 WI:

**66 | Raised**  
BZ:  
SP:  
TA:  
WI:

**730 | Louver/Louver**  
 BZ:  
 SP: 6'   
 TA: 6'   
 WI: 6' 

730P | Louver/Louver  
BZ:  
SP:  
TA: 6' 7"   
WI:

#### ATTRIBUTE KEY:

-  Ovolo Sticking
-  Square Sticking
-  Low-E Glass

#### OPTIONS KEY:

-  6' 6'8" standard
-  7' Available in 7'
-  8' Available in 8'
-  5E Available with Satin Etch Glass

#### STOCK KEY:


- BZ** - Bozeman MT
- SP** - Spokane WA
- TA** - Tacoma WA
- WI** - Wilsonville OR

**Note:** For doors stocked regionally but not at your local OrePac branch, please contact your sales representative for up-to-date lead time information.

\*Not available in all widths

6' 7' 8' \* 5E  

### CLEAR FRENCH | PRIMED




**1501**

BZ:   
SP:    
TA:     
WI:   



**1510**

BZ:   
SP:    
TA:    
WI: 



**1512\***

BZ:  
SP:  
TA:  
WI:

DECORATIVE FRENCH | PRIMED



**1501 | Satin Etch**  
BZ:  
SP: 6' 5E  
TA: 6'  
WI: 6'



**1501 | Pantry (Cursive)**  
BZ:  
SP: 6' 5E  
TA: 6'  
WI: 6'



**1501 | Mirror**  
BZ:  
SP:  
TA:  
WI:



**1501 | White Lami**  
BZ:  
SP:  
TA:  
WI:



**1501 | Reeded**  
BZ:  
SP: 6' 5E  
TA: 6'  
WI: 6'



**1503 | Satin Etch**  
BZ:  
SP:  
TA:  
WI: 6'






**1505 | Satin Etch**  
BZ:  
SP:  
TA:  
WI:

Let the Light In

Decorative French doors add brightness and elegance to any room. Choose from clear, satin etch, or specialty glass to create open, airy transitions with refined style.

#### ATTRIBUTE KEY:

-  Ovolo Sticking
-  Square Sticking
-  Low-E Glass

#### OPTIONS KEY:

- 6"** 6'8" standard
- 7"** Available in 7'
- 8"** Available in 8'
- 5E** Available with Satin Etch Glass

#### STOCK KEY:



- BZ** - Bozeman MT
- SP** - Spokane WA
- TA** - Tacoma WA
- WI** - Wilsonville OR

**Note:** For doors stocked regionally but not at your local OrePac branch, please contact your sales representative for up-to-date lead time information.




\*Not available in all widths

## TRADITIONAL BIFOLDS | PRIMED




**20BF | Flat**  
BZ:  
SP:  
TA: **6"**   
WI: **6"** 







**82BF | Flat**  
BZ:  
SP: **6"**   
TA: **6"**   
WI: **6"** 





**30BF | Flat**  
BZ:  
SP:  
TA: **6"**   
WI:





**33BF | Flat**  
BZ:  
SP: **6"**   
TA: **6"**   
WI: **6"** 



**55BF | Flat**  
BZ:  
SP: **6"**   
TA: **6"**   
WI:



**730BF | Louver/Louver**  
BZ:  
SP:  
TA: **6"**   
WI: **6"** 



**732BF | Louver/Raised**  
BZ:  
SP:  
TA: **6"**   
WI: **6"** 

**6" 7" 8" \* 5E  **


# FIRE-RATED DOOR COLLECTION



The doors  
on this  
section are  
certified  
by an  
authorized  
testing  
agency  
and have a  
20-minute  
fire rating.\*

INTERIOR BEAUTYSHOT

#### ATTRIBUTE KEY:

-  Ovolo Sticking
-  Square Sticking
-  Low-E Glass

#### OPTIONS KEY:

- 6'** 6'8" standard
- 7'** Available in 7'
- 8'** Available in 8'
- 5E** Available with Satin Etch Glass

#### STOCK KEY:

- BZ** - Bozeman MT
- SP** - Spokane WA
- TA** - Tacoma WA
- WI** - Wilsonville OR

**Note:** For doors stocked regionally but not at your local OrePac branch, please contact your sales representative for up-to-date lead time information.

#### Important:

For doors requiring a 20-minute label, OrePac must machine the bore and hinges.


6' 7' 8' \* 5E  

## TRADITIONAL | PRIMED




**4020F 1P | Flat**

**BZ:**  
**SP:**  
**TA:** 6' 8'   
**WI:** 6' 



**4082 | Flat**

**BZ:**  
**SP:** 6'   
**TA:** 6' 8'   
**WI:** 6' 




**4030F | Flat**

**BZ:**  
**SP:** 6'   
**TA:** 6'   
**WI:**




**4033 | Flat**

**BZ:**  
**SP:** 6'   
**TA:** 6'   
**WI:**




**4055F | Flat**

**BZ:**  
**SP:** 6'   
**TA:** 6'   
**WI:** 6' 



**4082F | Raised**

**BZ:**  
**SP:** 6'   
**TA:**  
**WI:**



**4082AF | Arch Top Raised**

**BZ:**  
**SP:**  
**TA:**  
**WI:**

## Safety Meets Style

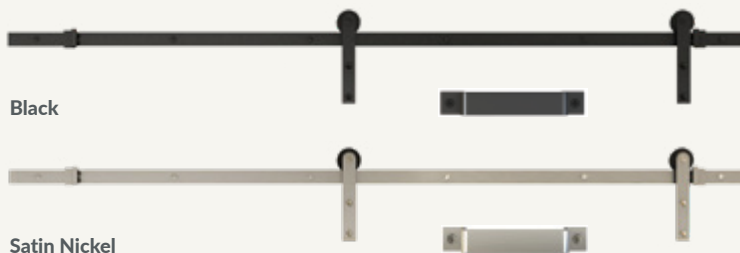
Our fire-rated doors are independently certified for performance and peace of mind—without sacrificing design. Protect your home or project with doors that do more than just meet code.

# BARN DOOR COLLECTION






## BARN TRACK HARDWARE KIT

- Carbon steel construction
- Easy installation
- Handle included
- Barn door kits are available in 86-1/2" and 98-1/2" sizes.





**ATTRIBUTE KEY:**

-  Ovolo Sticking
-  Square Sticking
-  Low-E Glass

**OPTIONS KEY:**


- 6'** 6'8" standard
- 7'** Available in 7'
- 8'** Available in 8'
- 5E** Available with Satin Etch Glass

**STOCK KEY:**

- BZ** - Bozeman MT
- SP** - Spokane WA
- TA** - Tacoma WA
- WI** - Wilsonville OR

**Note:** For doors stocked regionally but not at your local OrePac branch, please contact your sales representative for up-to-date lead time information.


6' 7' 8' \* 5E  

**BARN DOOR | PRIMED****1501\*** | Clear

BZ:  
SP:  
TA:  
WI:

**1501** | Satin Etch

BZ:  
SP:  
TA:  
WI:

**1503** | Satin Etch


BZ:  
SP:  
TA:  
WI:

**1505** | Satin Etch

BZ:  
SP:  
TA:  
WI:

**20** | Flat

BZ:  
SP:  
TA:  
WI:

**82** | Flat


BZ:  
SP:  
TA:  
WI:

**30** | Flat


BZ:  
SP:  
TA:  
WI:

**55\*** | Flat

BZ:  
SP:  
TA:  
WI:

**BARN DOOR | KNOTTY ALDER****201-20** | Reversible

BZ:  
SP: 7'   
TA:  
WI:

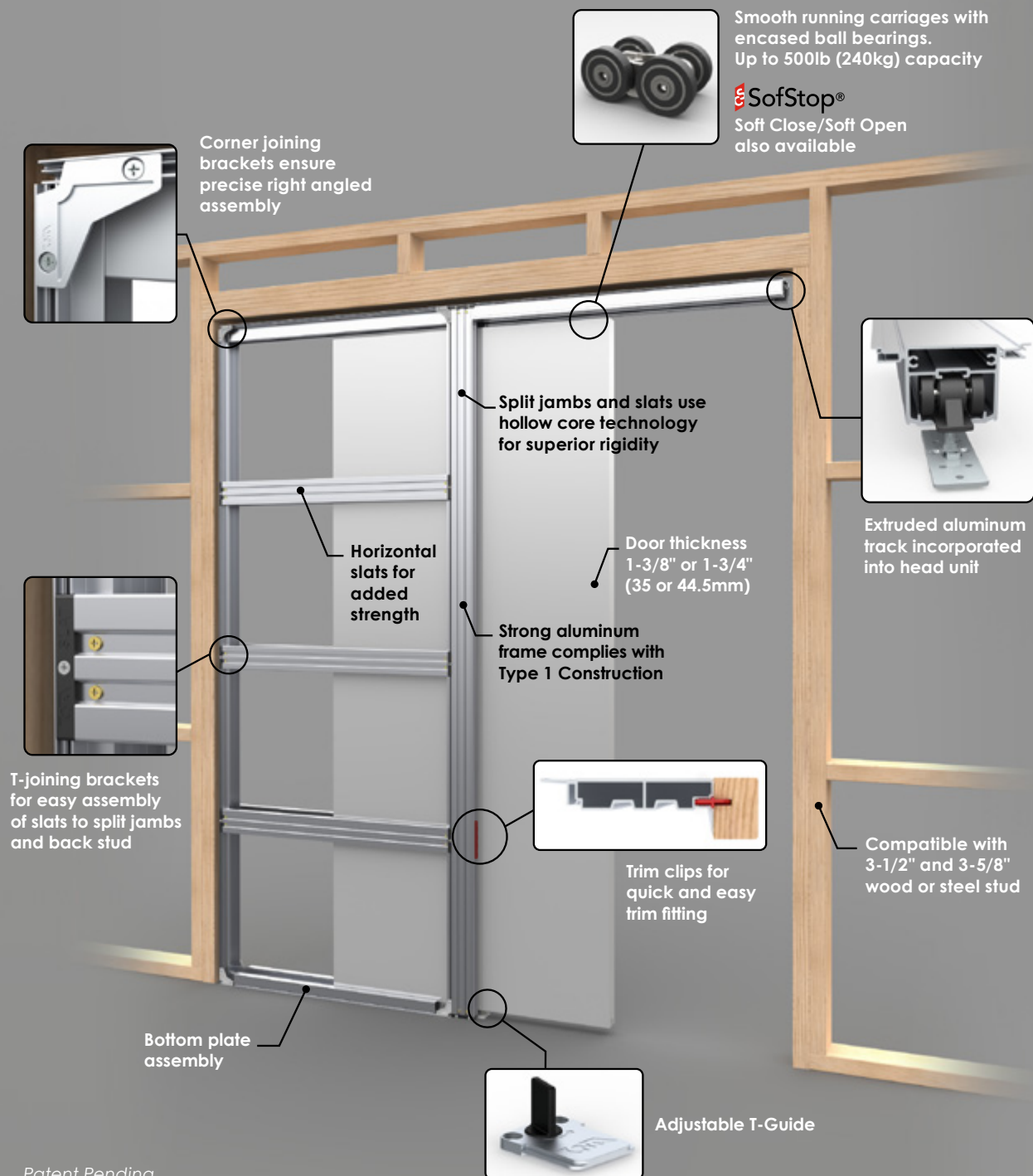
**4020V** | V-Groove

BZ:  
SP: 7'   
TA:  
WI:

# CS CAVITY SLIDER™ COLLECTION



The CS Cavity Slider is a practical solution for those areas where there is not enough space for a swinging door. In addition to its space saving attributes in restrooms, hallways and laundries, it can be used with confidence for architectural feature openings around your project.



Patent Pending

## POCKET FRAME SYSTEMS

- Structurally robust due to its construction from aluminum extrusions
- Easy to assemble and install
- Pocket frame accommodates 1-3/8" and 1-3/4" doors up to 4'0" x 8'0" (special order for 9' & 10' available)
- Can be cut down to size on site
- Suitable for residential and commercial projects (meets Type 1 construction code without any combustible materials)



CL200



CL400

**Note:** Contact your sales representative to check Cavity Sliders availability in your area.



## QUALITY SLIDING DOOR HARDWARE

The CL200 is a durable range of sliding door hardware suitable for residential, commercial, and hospitality applications. Privacy handles incorporate a patented magnetic latching system, ensuring a smooth locking action.

### STANDARD CL200 RANGE

- Two face plate widths available
- Handles can be adjusted to suit doors from 1-3/8" to 1-1/2" or 1-5/8" to 1-3/4" thick
- Integrated snib button allows more space in side pull
- Handles are not handed
- Easy-to-follow instructions

### PREMIUM CL400 MAGNETIC

- Configurations include Passage, Privacy, Bi-Parting and Key Locking
- Door slides flush back into the pocket
- Suits doors from 1-3/8" to 2-1/4" thick
- Available in a range of finishes
- Non-magnetic version available




Satin Nickel



Oil Rubbed Bronze



Matte Black



Bright Chrome






Satin Chrome

# RAPID SHIP

RAPID SHIP BEAUTY SHOT...

#### ATTRIBUTE KEY:

-  Ovolo Sticking
-  Square Sticking
-  Low-E Glass

#### OPTIONS KEY:

-  6'8" standard
-  Available in 7'
-  Available in 8'
-  Available with Satin Etch Glass




#### STOCK KEY:

- BZ** - Bozeman MT
- SP** - Spokane WA
- TA** - Tacoma WA
- WI** - Wilsonville OR

**Note:** For doors stocked regionally but not at your local OrePac branch, please contact your sales representative for up-to-date lead time information.



#### ATTRIBUTE KEY:

-  Ovolo Sticking
-  Square Sticking
-  Low-E Glass

#### OPTIONS KEY:

-  6'8" standard
-  Available in 7'
-  Available in 8'
-  Available with Satin Etch Glass

#### STOCK KEY:

- BZ** - Bozeman MT
- SP** - Spokane WA
- TA** - Tacoma WA
- WI** - Wilsonville OR

**Note:** For doors stocked regionally but not at your local OrePac branch, please contact your sales representative for up-to-date lead time information.

# CARE & FINISHING AND WARRANTY

## HANDLING & STORAGE

- Deliver doors in a clean truck and under cover.
- Do not deliver or install doors until foundations, concrete floors, and plaster or texture walls are completely dry.
- Allow doors time to acclimate to the conditions at the job site prior to installation.
- Never subject doors to abnormal heat, dryness or humidity for prolonged periods (i.e. forced heat).
- Store doors lying flat on a level surface above the ground in a dry, well-ventilated building and keep covered. Don't stack doors on end. If the doors are to be stored on the job site, the entire door including top and bottom edges must be sealed with a clear or pigmented based sealer to prevent moisture absorption. All six sides of the door must be properly sealed including all edges of any cut openings (speak easy, mail slot, pet door, vent, peep site, etc.) for warranty to apply.
- To keep doors protected, use clean gloves and equipment. Cover doors, but allow for air circulation. Carry, do not drag doors over any surface.

**Important Note:** Panels of stile and rail doors are engineered to float so they can move with changes in climate without causing stress. Make sure these components are aligned before finishing. You can correct alignment by carefully moving the panel with a wood block, rubber mallet, and a soft touch. Components that have shifted and must be aligned are not considered "defects" according to the warranty.

## FITTING & HANGING

- When hanging a door, allow adequate clearance for swelling of door and frame in extremely damp weather.
- Use designated sizes to avoid cutting door width. For trimming ends, we recommend a sharp, fine-tooth saw.
- Be careful not to impair structural strength of door when fitting hardware or special features.
- To prevent distortion, set hinges in straight line. Use three hinges on doors 7' or less; four hinges on doors over 7' high. Jambs and stops must be square and plumb.
- Protect outward swinging doors that are exposed to the elements. An adequate overhang is strongly recommended for exterior doors. A general rule of thumb for an overhang is to measure height from porch to overhang and divide the distance in half. That measurement would be a minimum overhang width recommended.
- Immediately after fitting or cutting, and prior to weatherstripping and hanging any door, give the entire surface (including all edges) two coats of paint/stain, varnish or a quality sealer to prevent moisture absorption.
- To minimize heat loss and reduce energy costs, use any good weatherstrip on exterior doors.
- Damage incurred due to extreme temperature build-up when a storm door is used is not considered a defect.

**Important Note:** OrePac reserves the right to make product improvement changes in specifications, materials and construction details.





## PREPARATION & FINISHING

- Inspect door carefully for defects before finishing.
- All wood doors supplied by OrePac require sanding and prep prior to finish. The amount of sanding will depend on the expected appearance after finish.
- Remove all dust with a tack cloth before beginning to apply finish.
- Hang the door prior to finishing, then remove to finish properly.
- Apply finish to the door immediately after fitting and hanging, but never during or immediately after high periods of moisture.
- The door should be finished while lying flat for maximum performance of finishing.
- Use solvent-based paints, sealers and stains, or when applicable, high quality water-based paints or stains, and follow the paint/stain manufacturer's directions. Apply finish to all surfaces including top and bottom edges, and the edges of all cut openings (speak easy, mail slot, vent, pet door, peep site, etc.). Dark color finishes should not be used on doors exposed to prolonged direct sunlight. The heat buildup may cause warping, veneer checks or separation.
- To stain the door: Apply a stain and sealer combination as recommended by the paint/stain manufacturer for the type of application (either exterior or interior). The stain or sealer combination will stain the door and seal the surface. Apply three coats of clear top coat, such as varnish or polyurethane. Sand lightly between coats.
- All exteriors must have ultra violet (UV) inhibitors in the finish. Do not use solid-based stains as the final finish. These finishes must have three coats of varnish or polyurethane as final top coat.
- **To paint the door:** Use a quality solvent-based primer, followed by three coats of a good exterior paint recommended by the paint/stain manufacturer to be compatible with the primer. When finishing glazed doors, apply top coats generously to bridge wood and glass. To protect against moisture, lap paint onto glass 1/16 inch. For interior applications, use a quality interior primer followed by two coats of interior latex enamel or solvent-based paint. The door manufacturer and distributor are not responsible for the final appearance of doors finished in the field. It is expected that the contractor will make adjustments as needed to achieve the desired results.
- All finishes will last longer when protected from the direct sun and rain by an overhang or porch. If the door is exposed to the elements, a fine bead of silicone caulk should be used between the glass and sticking or panel and sticking on the door's exterior.

**Note:** For doors stocked regionally but not at your local OrePac branch, please contact your sales representative for up-to-date lead time information.

## ONE-YEAR EXTERIOR DOOR WARRANTY

Doors used in an exterior application (with controlled climate conditions on one side) shall carry a one-year limited warranty from the date of purchase from the dealer. This warranty applies only to doors that have been properly finished, sealed, and hung in a location protected from direct exposure to sun and rain, under normal conditions. For more details please refer to the Wood Door Installation Guide.

## FIVE-YEAR INTERIOR DOOR WARRANTY

Doors used in an interior application (with controlled climate conditions on both sides) shall carry a five-year limited warranty from the date of purchase from the dealer. This warranty applies only to doors that have been properly finished, sealed, and hung. The five-year warranty applies only to the original homeowner and is not transferable.

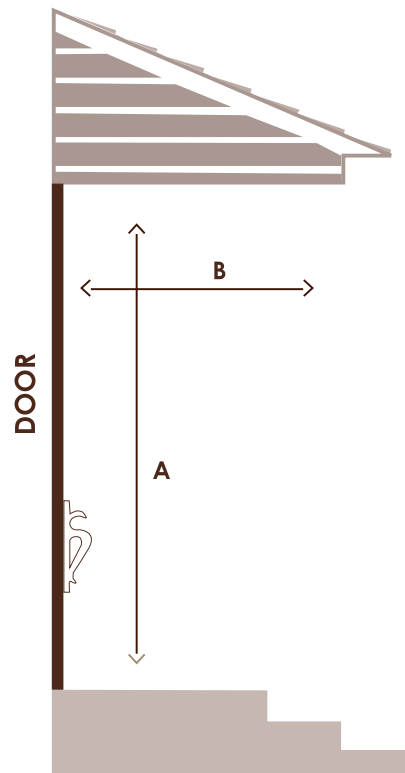
OrePac warrants each door is made of quality materials and workmanship, free from defects that make it unfit for normal use.

## DETERMINING ADEQUATE OVERHANG

To determine if your door has adequate overhang, measure up from the bottom of the door to the ceiling and divide that distance by two. The resulting number will be the minimum allowable overhang. If you have a western or southern exposure, you may still receive direct sunlight on the door and a larger overhang will be required.

**A** Distance from the bottom of the door to the ceiling

**B** The amount of overhang protection required





**Note:** For doors stocked regionally but not at your local OrePac branch, please contact your sales representative for up-to-date lead time information.



## CHARACTERISTICS EXCLUDED FROM WARRANTIES

**The following are not defects in the workmanship or material and are not covered by this written warranty:**

1. Damage caused by failure to comply with the "Care & Finishing" instructions.
2. Warp of less than or equal to 1/4" in the plane of any door 3' x 7' or smaller.
3. Defect caused by a warped or bowed jamb/frame unit or improper installation.
4. Natural variations in the color or texture of the wood.
5. Failure to properly seal and maintain the integrity of the door finish. All six sides, and the edges of any cut openings (speak easy, mail slot, pet door, vent, peep site, etc.) must be sealed immediately after fitting and hanging.
6. Panel misalignment or shrinkage.
7. Rail expansion due to climate conditions.
8. Damage caused by extreme temperature build-up where a storm door is utilized.
9. Failure to perform normal homeowner's maintenance, including but not limited to, reapplying topcoat on a yearly basis.
10. The performance or appearance of finishes applied.

## LIMITATION OF LIABILITY

The liability of OrePac is expressly limited to the replacement or repair of the door or a refund, in full, of the original purchase price. OrePac shall not be liable for any special, consequential indirect or incidental damages based upon breach of express or implied warranty, breach of contract, negligence, strict tort or any loss of profits, loss of savings or revenue, loss of use of the door or structure in which the door is installed, cost of any substitute doors, claims by third parties including subsequent purchasers of OrePac's products and injury to property.

*This warranty gives you specific legal rights and you may have other rights which vary from state to state.*

*Additional warranty details and restrictions are available through your OrePac representative.*

*Builders*  
® CHOICE



**WARNING:** Cancer and Reproductive Harm  
[www.P65warnings.ca.gov](http://www.P65warnings.ca.gov)